

Sensor-switched indoor light - Professional Line

# RS PRO R20 basic SC

warm white

EAN 4007841 067854

Article number 067854



LED

36 years (Ø 4,5h / day)



Settings via App

3000 K

3000K warm-white



high frequency sensor 360°



max. 10 m



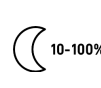
IP40



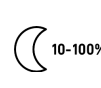
2 - 2000 lux



5 sec - 30 min



10 - 100% basic brightness



10 - 100% main light brightness

## Function description

Digital. Ingenious. Wirelessly adjustable via app, the digital RS PRO R20 basic SC sensor-switched light makes connected lighting incredibly easy. Easily started up, interconnected and adjusted in any chosen way via app, it comes with 3 lighting functions: basic light level, dimmable main light and emergency light. High-precision HF sensor (10 m reach). The opal diffuser bonnet ensures even light distribution. 15,3 W, 1823 lm. 3000 K, 350 x 55 mm. Emergency lighting operation is alternatively possible via connection to central battery systems.

# RS PRO R20 basic SC

warm white

EAN 4007841 067854

Article number 067854



## Technical specifications

Dimensions (Ø x H)	350 x 55 mm
Mains power supply	220 – 240 V / 50 – 60 Hz
Sensor Technology	High frequency
Transmitter power	
HF-system	5,8 GHz
Output	15,3 W
Power consumption	0,5 W
Interconnection	Yes
Type of interconnection	Master/master
Interconnection via	Bluetooth
Slave modeselectable	Yes
Lichtstrom Gesamtprodukt	1823 lm
Stroboskop-Effekt (SVM)	0,2 SVM
Gesamtprodukt Effizienz	119 lm/W
Colour temperature	3000 K
Colour variation LED	SDCM3
Colour Rendering Index	80-89
With lamp	Yes, STEINEL LED system
Lamp	LED cannot be replaced
LED life expectancy (max. °C)	50000 h
LED life expectancy (25 °C)	> 60000 h
Drop in luminous flux in accordance with LM80	L80B50
Base	without
LED cooling system	Passive Thermo Control
With motion detector	Yes
Detection	also through glass, wood and stud walls
Detection angle	360 °
Angle of aperture	160 °
Capability of masking out individual segments	Yes

Electronic scalability	Yes
Mechanical scalability	No
Reach, radial	Ø 10 m (79 m <sup>2</sup> )
Reach, tangential	Ø 10 m (79 m <sup>2</sup> )
Continuous light	selectable
Photo-cell controller	Yes
Twilight setting	2 – 2000 lx
Time setting	5 s – 60 Min.
Basic light level function	Yes
Basic light level function, detail	LED effect light
Basic light level function time	1-60 min
Main light adjustable	0 - 100 %
Functions	Group parameterisation, Manual ON / ON-OFF, Neighbouring group function, Presence function, Orientation light, Motions sensor, Light sensor, Encrypted communication, Free selection of the light value in a luminaire group, Adjustable fade time when switching on and off
Soft light start	Yes
Impact resistance	IK07
IP-rating	IP40
Protection class	II
Ambient temperature	-20 – 40 °C
Housing material	Plastic
Cover material	PC, opal
Manufacturer's Warranty	5 years
Settings via	Bluetooth
With remote control	No
Installation site	wall, ceiling
Version	warm white
Total harmonic distortion (THD)	11,9
Power factor	0,91
Photobiological safety in accordance with EN 62471	RG1
PU1, EAN	4007841067854

## Accessories

EAN 4007841 064143 R-series emergency light module

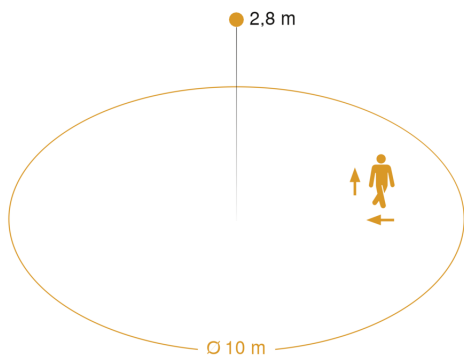
# RS PRO R20 basic SC

warm white

EAN 4007841 067854

Article number 067854

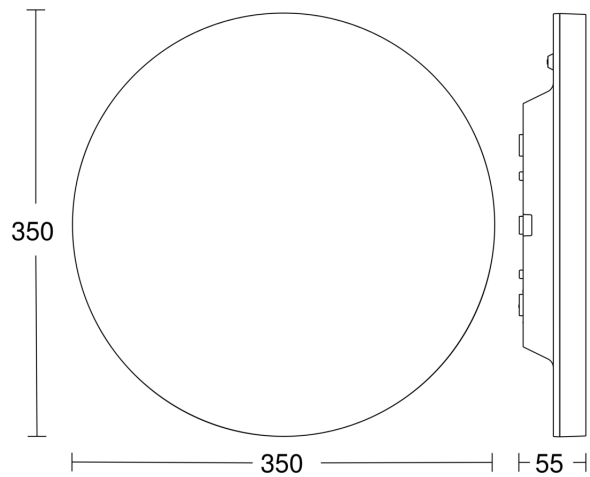
## Detection Zone



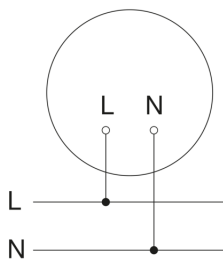
Mögliche Montagehöhe: 2,00 m – 4,00 m

Orange: radial und tangential

## Dimension Drawing



## Slave/wireless master interconnection circuit diagram



## Master/master interconnection circuit diagram

