

Sensor-switched LED indoor light - Professional Line

RS PRO S20 SC

PC neutral white

EAN 4007841 067540

Article number 067540



LED

30 years (Ø 4,5h / day)

4000 K

4000K neutral white



high frequency sensor 360°



Ø 1 - 8 m



2 - 2000 lux



5 sec - 15 min



10% basic brightness



shock proof IK07



manual override 4h



networkable wireless

Function description

Intelligence is not a question of size. It's a question of inner values. The smartest luminaire in the world, now even better! High-frequency sensor luminaire RS PRO S-series, ideal for office corridors, hallways, toilet facilities, stairwells, including radio networking with other RS PRO S-series, 15,7 W LED, 1537 lm, PC cover, 4000 K, 360° detection, range Ø 1 - 8 m continuously adjustable, basic light function, and neighbourhood group function. The S-series can also be operated with direct current, which enables connection to central battery systems.

RS PRO S20 SC

PC neutral white

EAN 4007841 067540

Article number 067540



Technical specifications

Mains power supply	220 – 240 V / 50 – 60 Hz
Sensor Technology	High frequency
Transmitter power	
Output	15,7 W
Power consumption	0,5 W
Interconnection	Yes
Type of interconnection	Master/master, Master/slave
Interconnection via	Bluetooth
Slave modeselectable	Yes
Lichtstrom Gesamtprodukt	1537 lm
Gesamtprodukt Effizienz	98 lm/W
Colour temperature	4000 K
Colour variation LED	SDCM3
Colour Rendering Index	= 82
With lamp	Yes, STEINEL LED system
Lamp	LED cannot be replaced
LED life expectancy (max. °C)	50000 h
Drop in luminous flux in accordance with LM80	L80B50
Base	without
LED cooling system	Passive Thermo Control
With motion detector	Yes
Detection	also through glass, wood and stud walls
Detection angle	360 °
Angle of aperture	160 °
Capability of masking out individual segments	Yes
Electronic scalability	Yes
Mechanical scalability	No

Reach, radial	Ø 10 m (79 m ²)
Reach, tangential	Ø 10 m (79 m ²)
Continuous light	selectable, 4h
Photo-cell controller	Yes
Twilight setting	2 – 2000 lx
Time setting	5 s – 60 Min.
Basic light level function	Yes
Basic light level function, detail	LED effect light
Basic light level function time	1-60 min
Main light adjustable	5 - 100 %
Functions	Neighbouring group function, Group parameterisation, Manual ON / ON-OFF, Connection to central battery systems, Motions sensor, Adjustable fade time when switching on and off, Orientation light, DIM function, Free selection of the light value in a luminaire group, Light sensor, Normal / test mode, Encrypted communication
Soft light start	Yes
Impact resistance	IK07
IP-rating	IP20
Protection class	II
Ambient temperature	-20 – 40 °C
Housing material	Aluminium
Cover material	Plastic, opal
Manufacturer's Warranty	5 years
Settings via	Bluetooth, Smartphone
With remote control	No
Installation site	wall, ceiling
Version	PC neutral white
Total harmonic distortion (THD)	7,5
Power factor	0,72
PU1, EAN	4007841067540

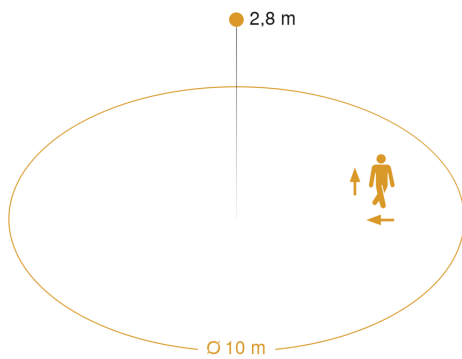
RS PRO S20 SC

PC neutral white

EAN 4007841 067540

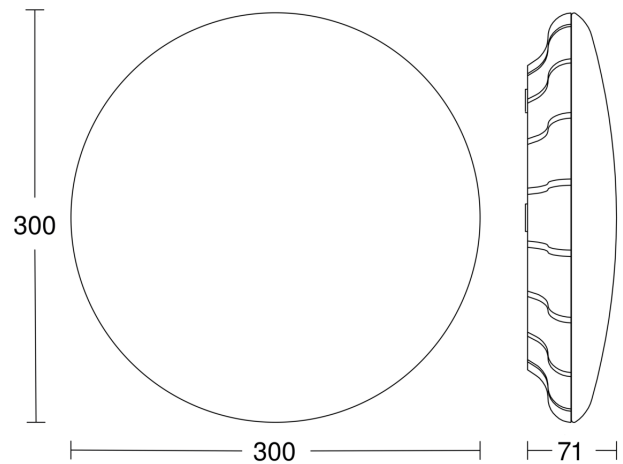
Article number 067540

Detection Zone

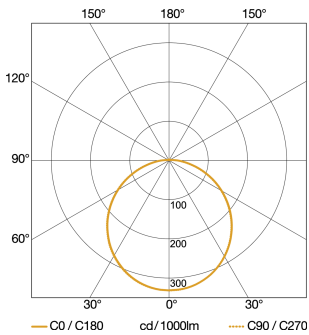


Mögliche Montagehöhe: 2,00 m – 4,00 m
Orange: radial und tangential

Dimension Drawing

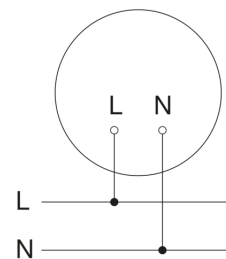


Light Distribution Curve



Output	15,7 W
With lamp	Yes, STEINEL LED system
Lamp	LED cannot be replaced
Luminous flux	1537 lm
Colour temperature	4000 K
Colour Rendering Index	= 82
LED life expectancy (max. °C)	50000 h
LED cooling system	Passive Thermo Control

Slave/wireless master interconnection circuit diagram



Sensor-switched LED indoor light - Professional Line

RS PRO S20 SC

PC neutral white

EAN 4007841 067540

Article number 067540



Master/master interconnection circuit diagram

